

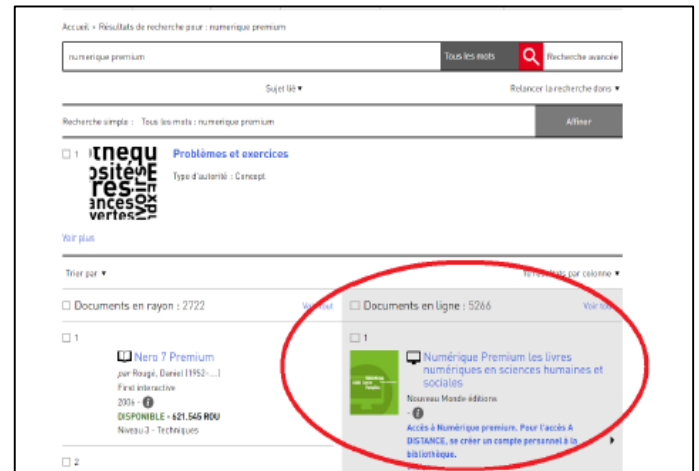


How to get remote access to Numérique Premium ?

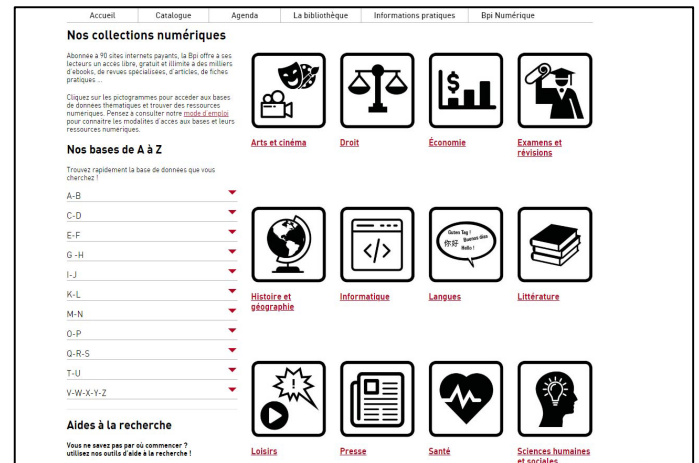
Would you like to read some e-books about social sciences ? Just follow the instructions !

1. Let's meet à the Bpi !

Connect to wifi.bpi from you tablet, smartphone, laptop, or try one of the computer at the library.
Type "Numérique Premium" in the catalogue.



OR go to the "Bpi at home" section in "Digital Bpi" tab



2. Create an account

On the homepage, click on "signup" at the top right.

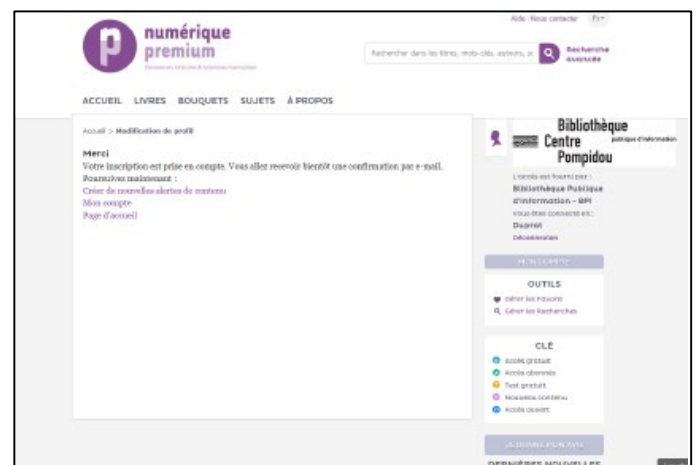


How to get remote access to Numérique Premium ?

2. Create an account (2)

Fill in the form and click on “save” at the bottom (red stars apply to needed informations).

A confirmation page is displaying and you will receive an email summarising with username and password.



24/7 Access

To connect to Numérique Premium, just search for Numérique Premium with your browser or use the page “Digital collections : remote access”. On the home page, click on “sign up” (at the top right).





How to get remote access to Numérique Premium ?

24/7 Access (2)

Use your email as username and fill in with your password. Then, click on "Log in".

The screenshot shows a login interface with the following elements:

- Header:** "S'identifier" with a dropdown arrow and a close button (X).
- Fields:** "IDENTIFIANT" (username) and "MOT DE PASSE :" (password), each with an input box.
- Buttons:** "J'ai oublié..." (I forgot my password) and a purple "Connexion" (Log in) button.
- Footer:** "S'identifier Shibboleth" and "DERNIER" (partially visible).

You are now remotely connected and you can read hundreds of e-books in the subway, your bed and even on the beach !